


## FEATURES

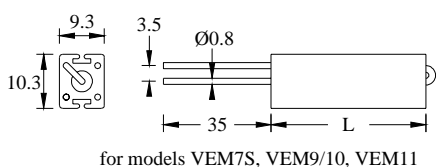
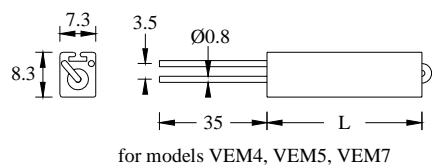
- \* WATTAGES FROM 4 WATTS TO 11 WATTS
- \* RANGE FROM 1 OHM TO 15K OHMS
- \* ALL WELDED CONSTRUCTION
- \* CERAMIC ENCASE, VERTICAL MOUNT
- \* ANY SPECIAL DESIGN ON REQUEST



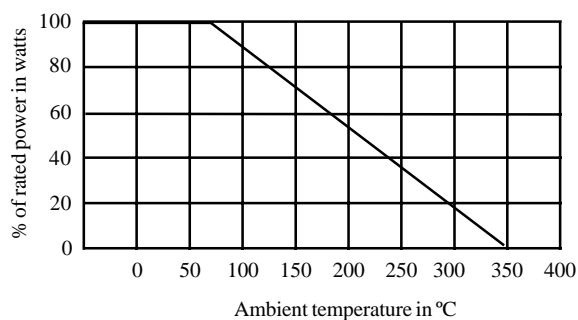
## CHARACTERISTICS

|                         |  |
|-------------------------|--|
| Tolerance               | ±5% & ±10% (closure tolerances also available)   |
| Temperature coefficient | ±200PPM/°C   |
| Power dissipation       | Rated at 70°C ambient and derate linearly to 0 power at 350°C  |
| Load life stability     | ±5% (after full load dissipation for 1000 hrs.)  |
| RCWV                    | $\sqrt{\text{Rated power} \times \text{resistance value}}$ (RCWV - Rated Continuous Working Voltage) |

## DIMENSIONS(mm)



## DERATING CURVE



## TECHNICAL SPECIFICATIONS

| Type no. | Watts at 70°C. | Ohmic range |     | Mechanical dimensions(mm)<br>L±2 |
|----------|----------------|-------------|-----|----------------------------------|
|          |                | Min         | Max |                                  |
| VEM4     | 4              | 1R          | 4K7 | 20                               |
| VEM5     | 5              | 1R          | 6K8 | 25                               |
| VEM7     | 7              | 1R          | 10K | 38                               |
| VEM7S    | 7              | 1R          | 6K8 | 25                               |
| VEM9/10  | 9              | 1R          | 10K | 38                               |
| VEM11    | 11             | 1R          | 15K | 50                               |